

MAPLE STREET BUYOUT LAND USE PREFERENCE SURVEY DATA RESULTS

Combined data from all survey feedback tools: public meeting Nov. 21, 2016; online survey Nov. 24-July 20, 2017; Mail-out survey May-July 2017.

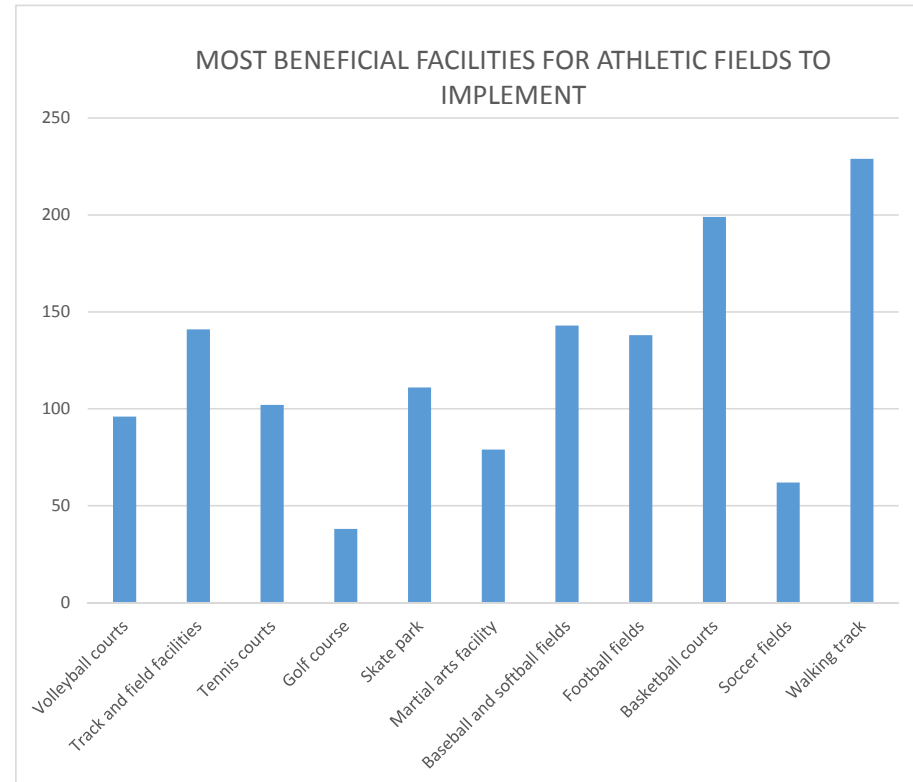
401 total surveys recorded

MOST BENEFICIAL FACILITIES FOR ATHLETIC FIELDS TO IMPLEMENT (up to 6)?

Options	%	Count
Volleyball courts	7.2%	96
Track and field facilities	10.5%	141
Tennis courts	7.6%	102
Golf course	2.8%	38
Skate park	8.3%	111
Martial arts facility	5.9%	79
Baseball and softball fields	10.7%	143
Football fields	10.3%	138
Basketball courts	14.9%	199
Soccer fields	4.6%	62
Walking track	17.1%	229
Total	100%	1338

HOW SUITABLE ARE ATHLETIC FIELDS FOR THIS AREA?

Answer	%	Count
1 Very Unsuitable	14.1%	45
2 Somewhat Unsuitable	4.1%	13
3 Neutral	10.6%	34
4 Somewhat Suitable	22.2%	71
5 Very Suitable	49.1%	157
Total	100%	320
Average Score		3.88

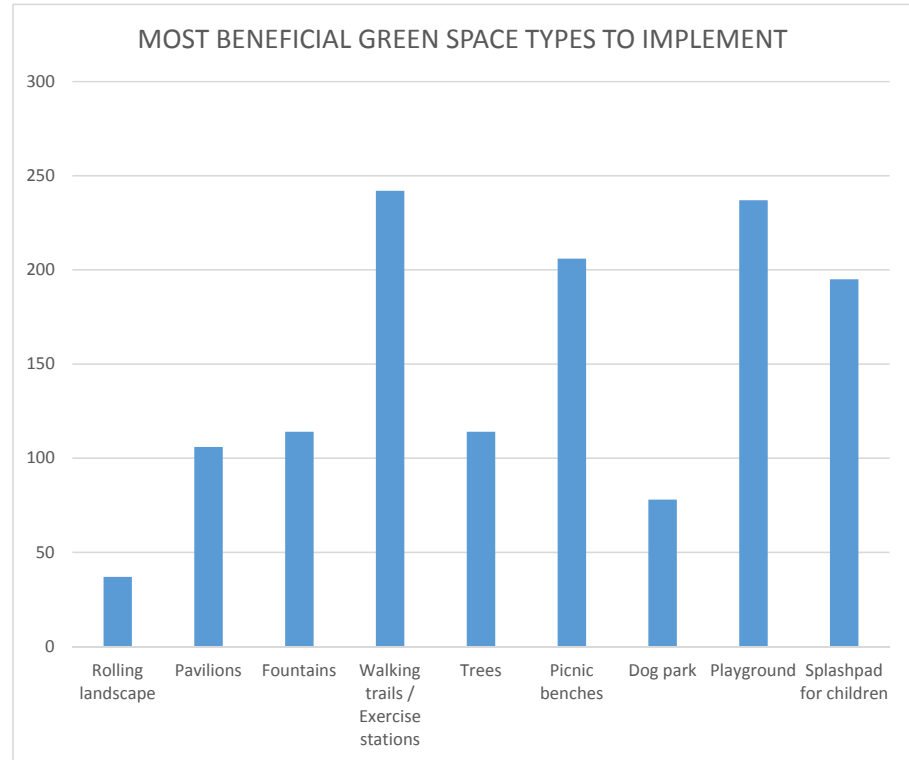


MOST BENEFICIAL GREEN SPACE TYPES TO IMPLEMENT (up to 5)

Options	%	Count
Rolling landscape	2.8%	37
Pavilions	8.0%	106
Fountains	8.6%	114
Walking trails / Exercise stations	18.2%	242
Trees	8.6%	114
Picnic benches	15.5%	206
Dog park	5.9%	78
Playground	17.8%	237
Splashpad for children	14.7%	195
Total	100%	1329

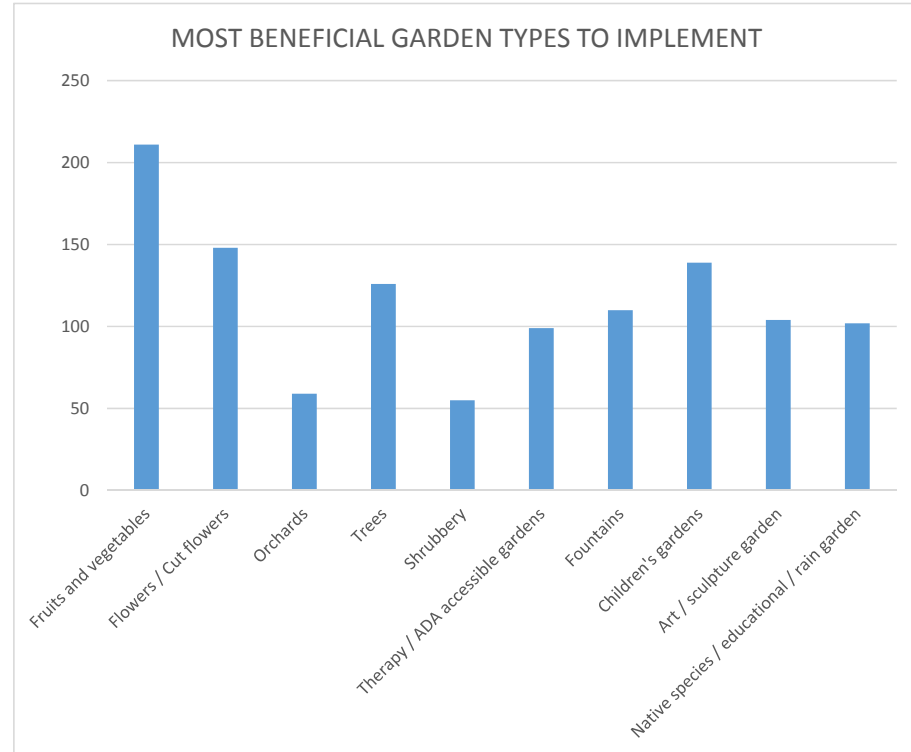
HOW SUITABLE ARE GREEN SPACES FOR THIS AREA?

Answer	%	Count
1 Very Unsuitable	12.0%	39
2 Somewhat Unsuitable	2.5%	8
3 Neutral	11.1%	36
4 Somewhat Suitable	18.8%	61
5 Very Suitable	55.6%	180
Total	100%	324
Average Score		4.03



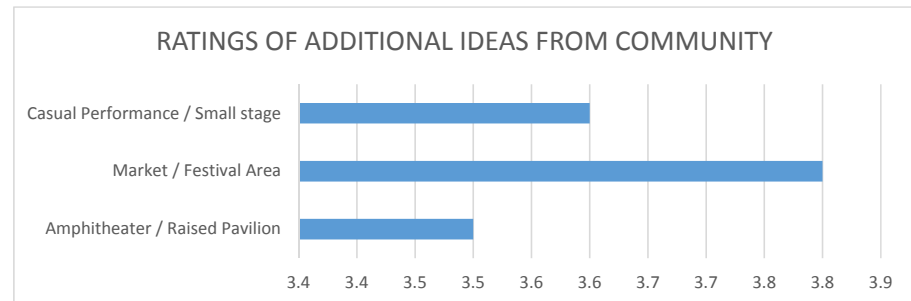
MOST BENEFICIAL GARDEN TYPES TO IMPLEMENT (up to 5)

Options	%	Count
Fruits and vegetables	18.3%	211
Flowers / Cut flowers	12.8%	148
Orchards	5.1%	59
Trees	10.9%	126
Shrubbery	4.8%	55
Therapy / ADA accessible gardens	8.6%	99
Fountains	9.5%	110
Children's gardens	12.1%	139
Art / sculpture garden	9.0%	104
Native species / educational / rain garden	8.8%	102
Total	100%	1153



HOW SUITABLE ARE COMMUNITY GARDENS FOR THIS AREA?

Answer	%	Count
1 Very Unsuitable	14.6%	47
2 Somewhat Unsuitable	8.0%	26
3 Neutral	13.6%	44
4 Somewhat Suitable	16.4%	53
5 Very Suitable	47.4%	153
Total	100%	323
Average Score		3.74



RATINGS OF ADDITIONAL IDEAS FROM COMMUNITY

IDEA	Variance	Count	Average Rating (Scale of 1-5)
Amphitheater / Raised Pavilion	2.2	299	3.5
Market / Festival Area	2.2	314	3.8
Casual Performance / Small stage	2.1	301	3.6



MAPLE STREET LAND USE SURVEY FEEDBACK: ADDITIONAL COMMENTS

Including Assigned Mail-Out Survey Number Where Appropriate and Land Use Referenced by Comment in Italics
Undetermined words indicated by (sp?).

- ✓ 343 didn't like the rest (too much crime(sp?))
- ✓ 342 None of the above: YMCA for the kids
- ✓ 340 None of the above: Grocery Store / Save-a-lot
- ✓ 336 *Athletic fields*: rec center w/ hemos(sp?) not torn down (educational)
Green Space: children don't have to play in the street/ in front of homes
Community Gardens: Structured! will need to train
- ✓ 335 give people their money back that lived here during the flood
- ✓ 334 *Green Space*: Other options: give \$ back to those who lost their homes
- ✓ 325 Former Maple Street Resident
- ✓ 323 Concerns: Upkeep
- ✓ 308 Why would we build something here if the area is flood prone?
- ✓ 307 *Community Gardens*: We don't need more trees / flowers
- ✓ 306 Give the people who lost homes and jobs money.
- ✓ 305 *Athletic Fields*: may bring gangs and violence to area
- ✓ 304 try to do something to stop the violence and killing!
- ✓ 298 *Athletic fields*: How will this stuff get paid for?
- ✓ 297 *Community Garden*: We will not be able to take care of this



- ✓ 295 How will all this get paid for? We already pay millions of dollars in taxes. Are you just going to take more *sp*???? money from us.
- ✓ 291 I live in this area and I would like to see some of us get money back!
- ✓ 275 *Casual performance*: confusing. same as amphitheater
- ✓ 261 *Market Festival Area*: Appropriate Code Violation
- ✓ 233 *Athletic fields*: Children usually play in the streets in front of houses
Green Space: Hopefully the trees will provide shade
Community Gardens: I like the picture of this on the reverse side. Small Shrubbery? Suitability depends on space (available?). Who will manage different ages of our community.
Casual performance / Small Stage: This will help showcase young talent not only in music but all forms of Art and Literature.
- ✓ I honestly think all 3 General concepts should be included it brings more opportunities, jobs, and activities to west louisville, in my opinion it would get and help a lot of kids out of the streets
- ✓ 94 I believe the West Louisville stinky (*sic*) sewer comes from overfilled manufacturing materials which to not let kitchen and bathroom waste out. Why does MSD allow companies to dump in our old sewer system?
- ✓ 84 *Athletic fields*: Risk of area becoming a meeting ground for rival gangs and drug exchange is too high. Requiring increased police attention.
Green Space: Requires \$ resources which may or may not be available. Parks Dept. is already stretched!
Community gardens: Has great practical benefits and cross-generational appeal. This is a key use.
- ✓ 34 *Athletic Fields*: These kids need something to do down here.
Green Space: All these spaces would be taken over by druggies just like the parks are
Community Gardens: This is a joke!
- ✓ That the residents will benefit directly.
- ✓ Since the area floods frequently, excavate it and build a pond with appropriate tree landscaped to restore the tree canopy. This would also serve to store excess storm runoff.



Notes from comparison of land use preferences and land use options for the Maple Street Land Use Survey.

Because this is an examination of cross-tabulations, it only includes those who completed both survey aspects of the cross-tab: they provided both choices about options for a particular land use and a rating of the suitability of that land use. Anyone who completed only one or the other is by definition not included in this comparison, but their results are still captured in the aggregate numbers. Overall, approximately half of the survey participants are represented by the cross-tab analysis, and a large proportion of the surveys (~90%), were gathered from a mail-out to neighborhoods near or bordering the buyout area, or from a public meeting held in the buyout area. Thus there is good reason to have confidence these results have meaning for future programming of the land uses.

The numbers below represent a person making a selection, but since each person had multiple 'votes', the same person can appear in other counts using another of their 'votes.' For example, the same person may have selected Football, Basketball, and Baseball options. Nevertheless, collating the information in this way still gives a comparative 'head count' of how many individuals are most positively inclined or motivated toward a particular land use, and the particular type of activities those same people would be most likely to use. More detail is available from the cross-tabs analysis if needed.

Athletic Fields: Participants were invited to select up to 6 options from a list of 11 items, and to provide an overall assessment of the suitability of Athletic Fields on a scale of 1 (Very Unsuitable) to 5 (Very Suitable). Some chose to complete one or the other portion of the question, but not both. Among those who did provide any rating of Athletic Fields and who selected any specific options from those offered, most often chosen was Walking Track (195), followed by Basketball Court (169), Baseball/softball (123), Football (121) and Track and Field (120). Among those who rated Athletic Fields "Very Suitable", most often chosen was Basketball Courts (96), followed by Walking Track (95), Baseball/softball (71) and Football (70).

Green Space: Participants were invited to select up to 5 options from a list of 9 items, and to provide an overall assessment of the suitability of Green Space on a scale of 1 (Very Unsuitable) to 5 (Very Suitable). Some chose to complete one or the other portion of the question, but not both. Among those who did provide any rating of Green Spaces and who selected any specific options, most often chosen was Walking Trails (200) followed closely by Playground (197). Among those who rated Greenspaces 'Very Suitable' most often chosen was Walking trails (117), followed by Playground (124), Splashpads (107), and Picnic Benches (103) .

Community Gardens: Participants were invited to select up to 5 options from a list of 10 items, and to provide an overall assessment of the suitability of Community Gardens on a scale of 1 (Very Unsuitable) to 5 (Very Suitable). Some chose to complete one or the other portion of the question, but not both. Among those who provided any rating of Community Gardens and who selected any specific options, most often chosen was Fruits and Vegetables (185), followed by Flowers (123), Children's Garden (114) and Trees (108). Among those who rated Community Gardens 'Very Suitable', the most selected option was Fruits and Vegetables (111), followed by Flowers (70), Children's Gardens (69), Therapy Gardens (58) and Art/Sculpture Gardens (56).